

TECHNICAL DATA SHEET

Inductive Proximity Switches Analog Proximity Sensors **M18 Series**

Contents

- Functional Description
- Application Scenarios
- Technical Parameters
- Size Parameters
- Wiring Diagram



Figure can vary

Proximity sensors: solutions for multiple scenarios

Proximity sensors are widely used in many fields due to their non-contact detection, high accuracy and fast response.

Inductive series for oil-resistant and corrosion-resistant machine tool industry

Many times we are faced with harsh operating environments, compact installation spaces, and conditions with both movement and corrosion during use, such as the machine tool manufacturing industry, which has such diverse needs – the number of materials, processes and molds involved is huge and varied. During the production process, cutting fluids and abrasives are required to process workpieces, so various sensor solutions that are not affected by harsh environmental conditions are required. dadisick's product series, which uses different manufacturing processes, can even provide fully suitable sensor solutions for high-speed applications or applications involving corrosive coolants and lubricants.



All-metal integrated housing anti-washing series



Due to the stainless steel integrated housing, this series of sensors not only has good impact resistance, but also can withstand the corrosion of detergents and solvents. It can be used in environments that require frequent high-pressure washing, and can achieve long-term sealing that meets the IP69K protection level. At the same time, it is compatible with the installation method of conventional sensors, which can be replaced and replaced conveniently and practically. It includes a variety of models with a diameter of 8mm...30mm, all with direct cable output and M12 standard connector. Operating distance 2...8mm.

Low-temperature -40°C inductive series for wind power generation

Wind power generation has become one of the world's recognized main clean energy generation methods because it does not require the use of fuel and does not produce radiation or air pollution. Different sensors are used in the operation of the variable pitch yaw generator reducer of the wind turbine to detect the correction of the control movement and rotation process. Most of the installation locations of wind turbines are in places with severe temperature changes such as mountains, oceans and plateaus, which require higher temperature environments for sensors. Our low-temperature -40°C product series launched for this use environment is perfectly adapted to the application here.



Solutions for high-temperature series long-distance products in steelmaking and rolling



Steelmaking and rolling equipment produces complex oil, gas and water erosion and flushing sensors for various raw materials under high temperature of oil and gas in a high-temperature 2000° radiation environment, which puts higher requirements on the stability of sensors. In the position control detection of multiple processes of steel billets, coils and wires, DADISICK has a variety of series of products with high temperature resistance of 250°C, DC two-wire, AC 250V, etc., which are widely used in this complex environment to ensure normal production.

Anti-welding slag adhesion, high temperature resistance and anti-interference series

Whether it is stamping, welding, painting, or assembly processes in automobile manufacturing, long distance, anti-welding slag adhesion, strong current magnetic field interference, or high temperature environment, DADISICK sensors can be used for fixtures, molds and other equipment. Reliable performance and perfect solutions bring a smooth production process to automobile manufacturing. In the welding of various high-current welding machines, the strong magnetic field interference generated by the current and the high-temperature heat conduction generated by the arc will affect the sensors in the fixture molds. Reliable performance products must be selected to ensure normal operation.



All-metal integrated housing anti-washing series

A large number of intelligent warehousing and logistics facilities, such as AGV trolleys and rail-to-rail stackers, are equipped with our sensors to realize the control of rotating positioning and lifting devices, etc., providing very stable and durable high-reliability products. Under the high requirements of small installation space and long detection distance, this series of products is the best choice for customers with strict cost control. Choosing this series of products is the best choice for customers with strict cost control.



High-pressure 1000Bar hydraulic cylinder series

The stable and reliable hydraulic cylinder telescopic more often uses DADISICK's inductive proximity sensors with a high pressure resistance of up to 1000Bar to achieve the control of the origin. Ceramic chips are used as high-voltage products at the induction level and stainless steel integrated housings are used to achieve high-pressure resistant applications. DC10-30V two-wire and three-wire products are also provided.



Analog output series for position correction and control devices



In detecting the offset position of the controlled parts of the fixture, analog output proximity sensors are often used in wire reel correction, and the size of the offset is controlled by the size of the detection distance. This use can be installed and tested in a very small position space. We have successfully provided stable and accurate products for many parts manufacturers and wire rope winding equipment, including 0-10V voltage output and 4-20mA current output and current + voltage output products. The detectable distance can be adjusted between 0-50mm.


Shoemaking, textile and papermaking machinery series products

Whichever manufacturer of shoemaking machines, textile machines and papermaking machines has long equipped the mechanical equipment they produce with more automated operation technologies, these control technologies are also equipped with high-quality sensors to achieve their control conditions. They require products with higher switching frequency accuracy and better stability, and they need a variety of products with unconventional dimensions. We tailor new outer shell dimensions for them one by one to meet their needs.



Proximity Sensor Model Specifications

L	A	18	04	I	Z	A	E	3	A	H		(LA18-04I-ZAE-3A-H)
												Special Instructions
												Shell material: H: nickel-plated brass; S: stainless steel; L: aluminum alloy; P: PBT; T: Teflon; F: PTFE; M: POM;
												Short circuit protection: A: Standard type with short circuit protection M: Short type with short circuit protection S: Standard type without short circuit protection R: Ultra short type with short circuit protection
												Wiring method: 2: 2-wire 5: 5-wire type 2E: 2 wire+M8 connector 2T: 2 wire+M12 connector 3: 3-wire E: M8 connector 3E: 3 wire+M8 connector 3T: 3 wire+M12 connector 4: 4-wire T: M12 connector 4E: 4 wire+M8 connector 4T: 4 wire+M12 connector
												Voltage: A:DC10-30V B:DC5-36V C:DC10-55V D:DC10-60V E:DC18-30V F:DC6-12V G:AC20-250V H:AC/DC20-250V
												Installation method: A: Shielded B: Non-shielded
												Connection method: Y: Plug-in type Z: Cable type
												Output mode: NC: NPN NC; NO: NPN NO PC: PNP NC; PO: PNP NO NS: NPN NO&NC; PS: PNP NO&NC HC: DC NC; HO: DC NO AC: AC NC; AO: AC NO HS: DC NO&NC; AS: AC NO&NC I: analog current; U: analog voltage TC: AC&DC NC; TO: AC&DC NO TS: AC/DC NO&NC; V: Current + voltage output NA: Explosion-proof type
												Detection distance: 1mm-50mm
												Specification(mm): $\phi 3$, $\phi 4$, M4, M5, $\phi 6.5$, M8, M12, M18, M30
												Type: R: Standard type; X: Ultra-small; B: Explosion-proof type; J: All-metal type; P: High-pressure resistant type; G: High-temperature resistant; Z: Low-temperature resistant type; C: Limit switch type; D: Anti-welding slag and high-magnetic type; F: Corrosion-resistant type; A: Analog type; I: Ring type; E: Square type
												Series: L: Inductive sensor C: Capacitive sensor



M18 Series

Analog Proximity sensors

This series features ultra-compact size, long detection distance, and ultra-high precision. It is ideal for small-sized precision instruments and equipment.

Features:

· Features: Can detect metals such as iron, stainless steel, brass, aluminum, etc.

Specifications: $\phi 6.5$, M8, M12, M18, M30, 40*40

Output function: analog current output: 0-20mA, voltage output 0-10V



Detection distance: 1-40mm

Switching frequency: 500-1500HZ

Product certification: CE, ROHS

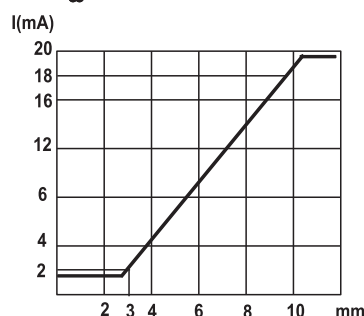
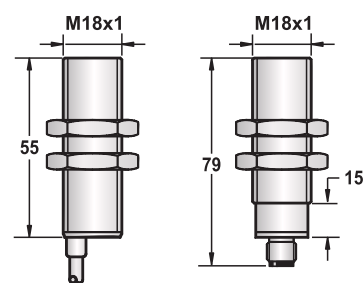
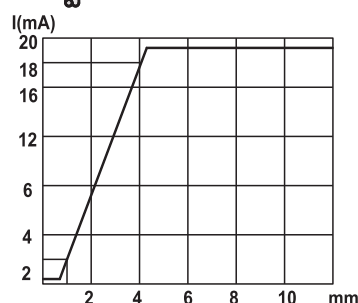
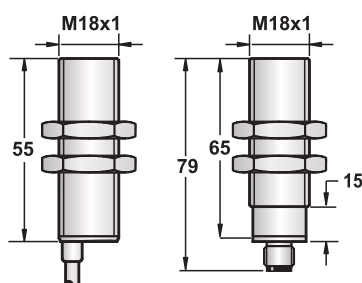


Application Industry



Product Parameters

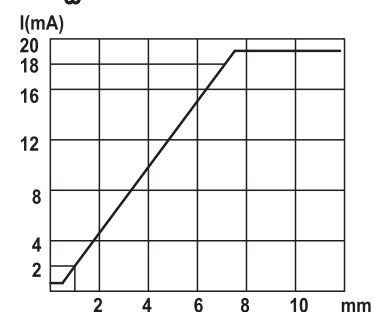
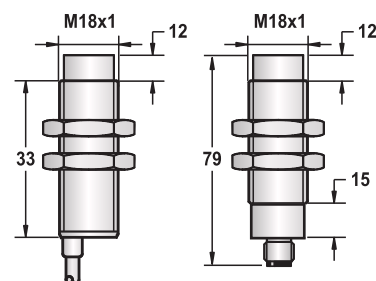
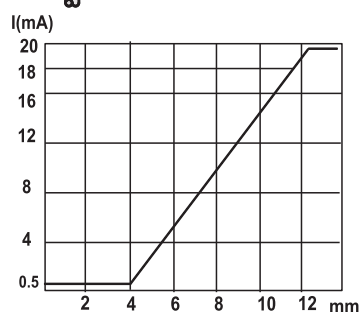
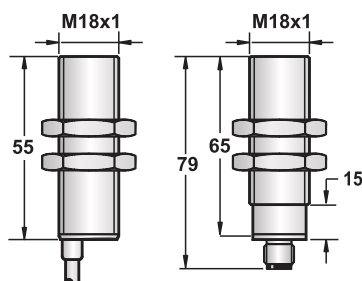
Analog M18 Series



Size category		M18	M18
● Shielded ○ Non-shielded		●	●
Sn: mm		1-4mm	3-10 mm
Shell material		Nickel-plated brass	Nickel-plated brass
● LED display ○ No LED display		○	○
Operating voltage		18-30VDC	18-30VDC
Maximum allowable ripple voltage		<10%	<10%
No-load current		15mA	15mA
Output voltage/load resistance		-	-
Output current/load resistance		0-20mA/200 Ω	0-20mA/200 Ω
Linearity		<5%	<5%
Repeat accuracy		0.02mm	0.02mm
Operating temperature		-25°C ~ +70°C	-25°C ~ +70°C
Temperature drift		5%(Sr)	5%(Sr)
Short circuit protection		-	-
Reverse polarity protection		Yes	Yes
Protection level		IP67	IP67
Output signal		PNP-ANALOG	PNP-ANALOG
Maximum switching frequency		500Hz	500Hz
Delay		-	-
EMC	RFI>3V/m / EFT>1KV / ESD>4KV (contact)		RFI>3V/m / EFT>1KV / ESD>4KV (contact)
Shock/vibration	IEC 60947-5-2,Part 7.4.1 / IEC 60947-5-2,Part 7.4.2		IEC 60947-5-2,Part 7.4.1 / IEC 60947-5-2,Part 7.4.2
Sensing surface material	PBT		PBT
Connection method	2m oil-proof PVC cable 5.0Φ 3x0.34 M12 connector		2m oil-proof PVC cable 5.0Φ 3x0.34 M12 connector
Product model:			
Inductive current output	LA18-04I-ZAE-3A-H LA18-04I-YAE-TA-H		LA18-10I-ZAE-3A-H LA18-10I-YAE-TA-H
Inductive voltage output			
Inductive voltage & current dual output			

Product Parameters

Analog M18 Series



Size category

M18

M18

● Shielded ○ Non-shielded

●

○

Sn: mm

4-12 mm

1-7 mm

Shell material

Nickel-plated brass

Nickel-plated brass

● LED display ○ No LED display

○

○

Operating voltage

18-30VDC

18-30VDC

Maximum allowable ripple voltage

<10%

<10%

No-load current

15mA

15mA

Output voltage/load resistance

-

-

Output current/load resistance

0-20mA/200Ω

0-20mA/200Ω

Linearity

<10%(Sr)

<10%(Sr)

Repeat accuracy

0.02mm

0.02mm

Operating temperature

-25°C ~ +70°C

-25°C ~ +70°C

Temperature drift

5%(Sr)

5%(Sr)

Short circuit protection

-

-

Reverse polarity protection

Yes

Yes

Protection level

IP67

IP67

Output signal

PNP-ANALOG

PNP-ANALOG

Maximum switching frequency

500Hz

500Hz

Delay

-

-

EMC RFI>3V/m / EFT>1KV / ESD>4KV (contact)

RFI>3V/m / EFT>1KV / ESD>4KV (contact)

Shock/vibration IEC 60947-5-2,Part 7.4.1 / IEC 60947-5-2,Part 7.4.2

IEC 60947-5-2,Part 7.4.1 / IEC 60947-5-2,Part 7.4.2

Sensing surface material

PBT

PBT

Connection method 2m oil-proof PVC cable 5.0Φ 3x0.34 | M12 connector

2m oil-proof PVC cable 5.0Φ 3x0.34 | M12 connector

Product model:

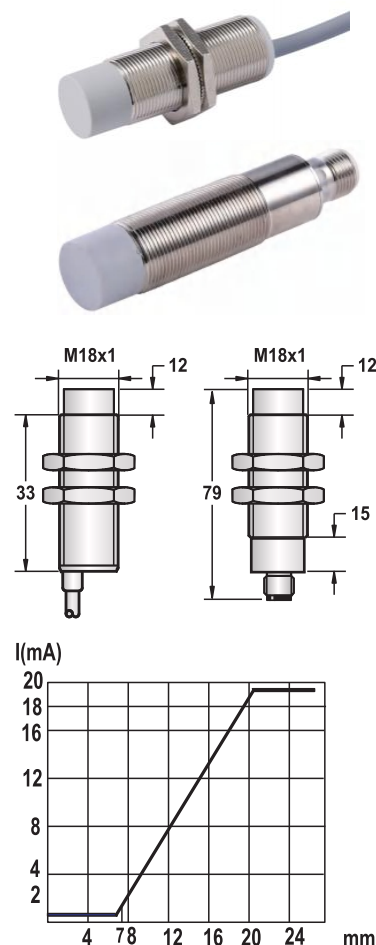
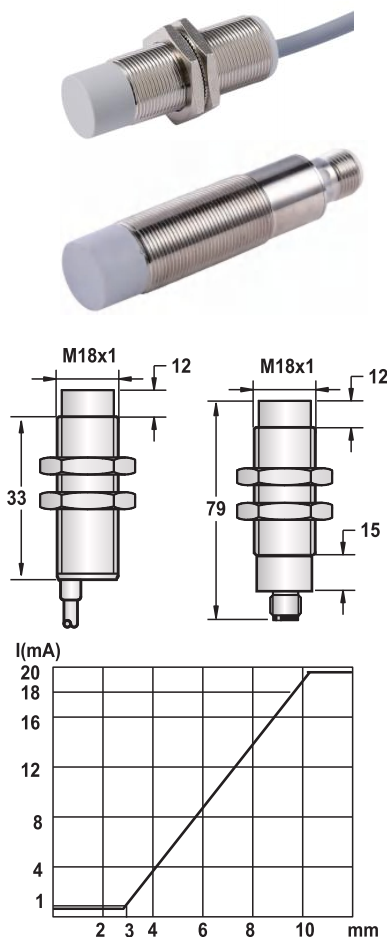
Inductive current output LA18-12I-ZAE-3A-H | LA18-12I-YAE-TA-H | LA18-07I-ZBE-3A-H | LA18-07I-YBE-TA-H

Inductive voltage output

Inductive voltage & current dual output

Product Parameters

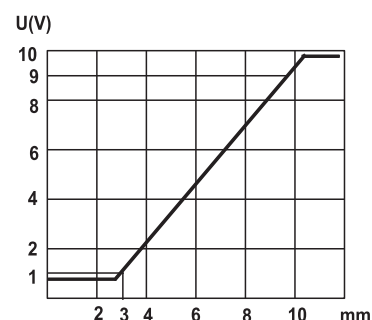
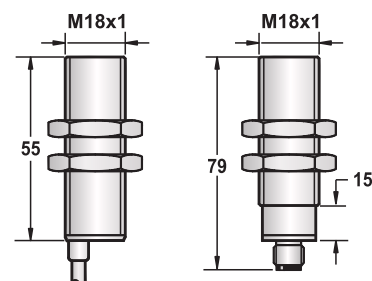
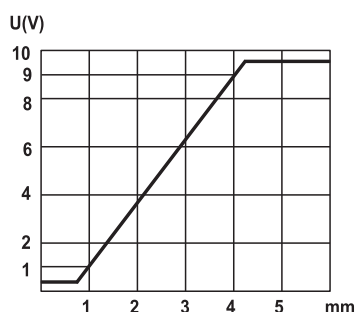
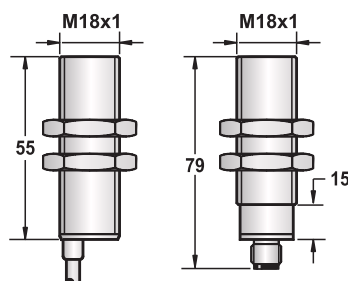
Analog M18 Series



Size category		M18	M18
● Shielded ○ Non-shielded		○	○
Sn: mm		3-10 mm	7-20 mm
Shell material		Nickel-plated brass	Nickel-plated brass
● LED display ○ No LED display		○	○
Operating voltage		18-30VDC	18-30VDC
Maximum allowable ripple voltage		<10%	<10%
No-load current		15mA	15mA
Output voltage/load resistance		-	-
Output current/load resistance		0-20mA/200 Ω	0-20mA/200 Ω
Linearity		<10%(Sr)	<10%(Sr)
Repeat accuracy		0.02mm	0.02mm
Operating temperature		-25°C ~ +70°C	-25°C ~ +70°C
Temperature drift		5%(Sr)	5%(Sr)
Short circuit protection		-	-
Reverse polarity protection		Yes	Yes
Protection level		IP67	IP67
Output signal		PNP-ANALOG	PNP-ANALOG
Maximum switching frequency		500Hz	500Hz
Delay		-	-
EMC		RFI>3V/m / EFT>1KV / ESD>4KV (contact)	RFI>3V/m / EFT>1KV / ESD>4KV (contact)
Shock/vibration		IEC 60947-5-2,Part 7.4.1 / IEC 60947-5-2,Part 7.4.2	IEC 60947-5-2,Part 7.4.1 / IEC 60947-5-2,Part 7.4.2
Sensing surface material		PBT	PBT
Connection method		2m oil-proof PVC cable 5.0Φ 3x0.34 M12 connector	2m oil-proof PVC cable 5.0Φ 3x0.34 M12 connector
Product model:			
Inductive current output		LA18-10I-ZBE-3A-H LA18-10I-YBE-TA-H	LA18-20I-ZBE-3A-H LA18-20I-YBE-TA-H
Inductive voltage output			
Inductive voltage & current dual output			

Product Parameters

Analog M18 Series



Size category

M18

M18

● Shielded ○ Non-shielded

●

●

Sn: mm

1-4 mm

3-10 mm

Shell material

Nickel-plated brass

Nickel-plated brass

● LED display ○ No LED display

○

○

Operating voltage

18-30VDC

18-30VDC

Maximum allowable ripple voltage

<10%

<10%

No-load current

15mA

15mA

Output voltage/load resistance

0-10VDC / ≥4.7KΩ

0-10VDC / ≥4.7KΩ

Output current/load resistance

-

-

Linearity

<10%(Sr)

<10%(Sr)

Repeat accuracy

0.02mm

0.02mm

Operating temperature

-25°C ~ +70°C

-25°C ~ +70°C

Temperature drift

5%(Sr)

5%(Sr)

Short circuit protection

-

-

Reverse polarity protection

Yes

Yes

Protection level

IP67

IP67

Output signal

PNP-ANALOG

PNP-ANALOG

Maximum switching frequency

500Hz

500Hz

Delay

-

-

EMC RFI>3V/m / EFT>1KV / ESD>4KV (contact)

RFI>3V/m / EFT>1KV / ESD>4KV (contact)

Shock/vibration IEC 60947-5-2,Part 7.4.1 / IEC 60947-5-2,Part 7.4.2

IEC 60947-5-2,Part 7.4.1 / IEC 60947-5-2,Part 7.4.2

Sensing surface material

PBT

PBT

Connection method 2m oil-proof PVC cable 5.0Φ 3x0.34 | M12 connector

2m oil-proof PVC cable 5.0Φ 3x0.34 | M12 connector

Product model:

Inductive current output

Inductive voltage output

LA18-04U-ZAE-3A-H

LA18-04U-YAE-TA-H

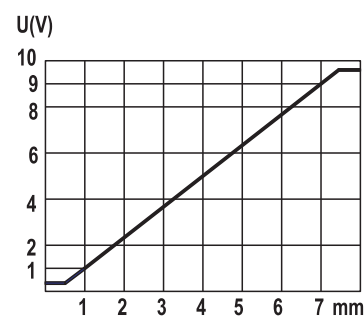
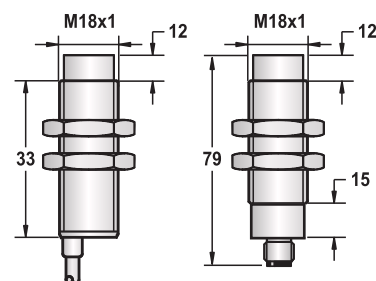
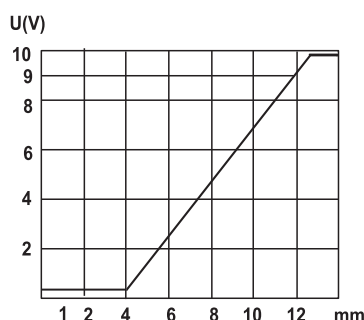
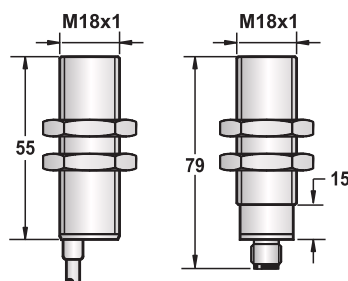
LA18-10U-ZAE-3A-H

LA18-10U-YAE-TA-H

Inductive voltage & current dual output

Product Parameters

Analog M18 Series



Size category

M18

M18

● Shielded ○ Non-shielded

●

○

Sn: mm

4-12 mm

1-7 mm

Shell material

Nickel-plated brass

Nickel-plated brass

● LED display ○ No LED display

○

○

Operating voltage

18-30VDC

18-30VDC

Maximum allowable ripple voltage

<10%

<10%

No-load current

15mA

15mA

Output voltage/load resistance

0-10VDC / $\geq 4.7K\Omega$

0-10VDC / $\geq 4.7K\Omega$

Output current/load resistance

-

-

Linearity

<10%(Sr)

<10%(Sr)

Repeat accuracy

0.02mm

0.02mm

Operating temperature

-25°C ~ +70°C

-25°C ~ +70°C

Temperature drift

5%(Sr)

5%(Sr)

Short circuit protection

-

-

Reverse polarity protection

Yes

Yes

Protection level

IP67

IP67

Output signal

PNP-ANALOG

PNP-ANALOG

Maximum switching frequency

500Hz

500Hz

Delay

-

-

EMC

RFI>3V/m / EFT>1KV / ESD>4KV (contact)

RFI>3V/m / EFT>1KV / ESD>4KV (contact)

Shock/vibration

IEC 60947-5-2, Part 7.4.1 / IEC 60947-5-2, Part 7.4.2

IEC 60947-5-2, Part 7.4.1 / IEC 60947-5-2, Part 7.4.2

Sensing surface material

PBT

PBT

Connection method

2m oil-proof PVC cable 5.0Φ 3x0.34 | M12 connector

2m oil-proof PVC cable 5.0Φ 3x0.34 | M12 connector

Product model:

Inductive current output

Inductive voltage output

LA18-12U-ZAE-3A-H

LA18-12U-YAE-TA-H


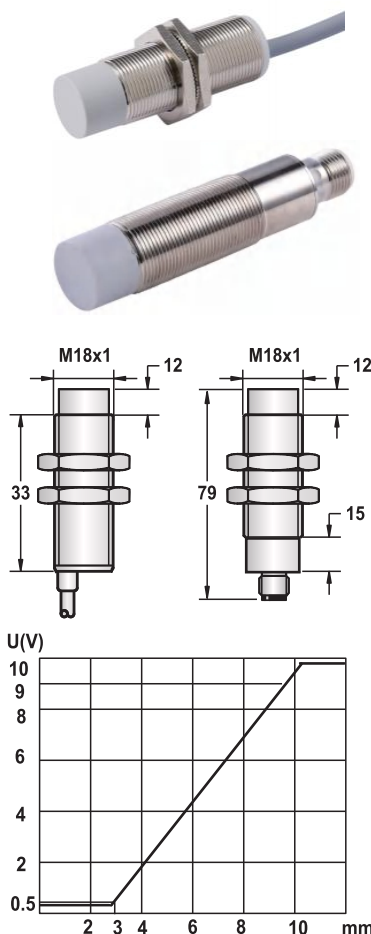
LA18-07U-ZBE-3A-H

LA18-07U-YBE-TA-H

Inductive voltage & current dual output

Product Parameters

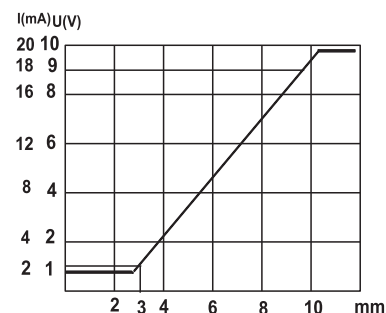
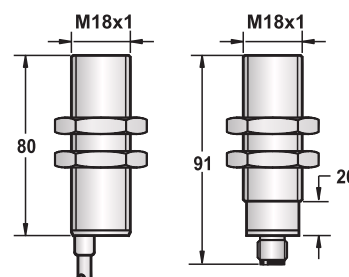
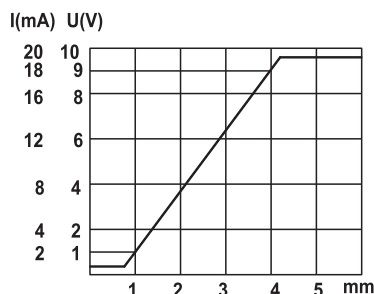
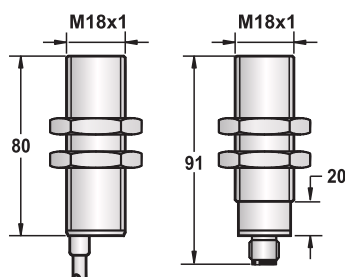
Analog M18 Series



Size category	M18	M18
● Shielded ○ Non-shielded	○	○
Sn: mm	3-10 mm	7-20 mm
Shell material	Nickel-plated brass	Nickel-plated brass
● LED display ○ No LED display	○	○
Operating voltage	18-30VDC	18-30VDC
Maximum allowable ripple voltage	<10%	<10%
No-load current	15mA	15mA
Output voltage/load resistance	0-10VDC / $\geq 4.7K\Omega$	0-10VDC / $\geq 4.7K\Omega$
Output current/load resistance	-	-
Linearity	<10%(Sr)	<10%(Sr)
Repeat accuracy	0.02mm	0.02mm
Operating temperature	-25°C ~ +70°C	-25°C ~ +70°C
Temperature drift	5%(Sr)	5%(Sr)
Short circuit protection	-	-
Reverse polarity protection	Yes	Yes
Protection level	IP67	IP67
Output signal	PNP-ANALOG	PNP-ANALOG
Maximum switching frequency	500Hz	500Hz
Delay	-	-
EMC	RFI>3V/m / EFT>1KV / ESD>4KV (contact)	RFI>3V/m / EFT>1KV / ESD>4KV (contact)
Shock/vibration	IEC 60947-5-2, Part 7.4.1 / IEC 60947-5-2, Part 7.4.2	IEC 60947-5-2, Part 7.4.1 / IEC 60947-5-2, Part 7.4.2
Sensing surface material	PBT	PBT
Connection method	2m oil-proof PVC cable 5.0Φ 3x0.34 M12 connector	2m oil-proof PVC cable 5.0Φ 3x0.34 M12 connector
Product model:		
Inductive current output		
Inductive voltage output	LA18-10U-ZBE-3A-H LA18-10U-YBE-TA-H	LA18-20U-ZBE-3A-H LA18-20U-YBE-TA-H
Inductive voltage & current dual output		

Product Parameters

Analog M18 Series



Size category

M18

M18

● Shielded ○ Non-shielded

●

●

Sn: mm

1-4 mm

3-10 mm

Shell material

Nickel-plated brass

Nickel-plated brass

● LED display ○ No LED display

○

○

Operating voltage

18-30VDC

18-30VDC

Maximum allowable ripple voltage

<10%

<10%

No-load current

15mA

15mA

Output voltage/load resistance

0-10VDC / $\geq 2K\Omega$

0-10VDC / $\geq 4.7K\Omega$

Output current/load resistance

0-20mA/200 Ω

0-20mA/200 Ω

Linearity

<10%(Sr)

<10%(Sr)

Repeat accuracy

0.02mm

0.02mm

Operating temperature

-25°C ~ +70°C

-25°C ~ +70°C

Temperature drift

<5%(Sr)

<5%(Sr)

Short circuit protection

No

No

Reverse polarity protection

Yes

Yes

Protection level

IP67

IP67

Output signal

PNP-ANALOG

PNP-ANALOG

Maximum switching frequency

500Hz

500Hz

Delay

-

-

EMC

RFI>3V/m / EFT>1KV / ESD>4KV (contact)

RFI>3V/m / EFT>1KV / ESD>4KV (contact)

Shock/vibration

IEC 60947-5-2, Part 7.4.1 / IEC 60947-5-2, Part 7.4.2

IEC 60947-5-2, Part 7.4.1 / IEC 60947-5-2, Part 7.4.2

Sensing surface material

PBT

PBT

Connection method

2m oil-proof PVC cable 5.0 Φ 4x0.34 | M12 connector

2m oil-proof PVC cable 5.0 Φ 4x0.34 | M12 connector

Product model:

Inductive current output

Inductive voltage output

Inductive voltage & current dual output

LA18-04V-ZAE-4A-H

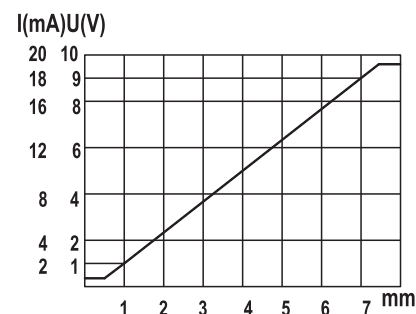
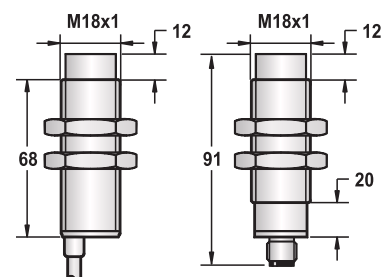
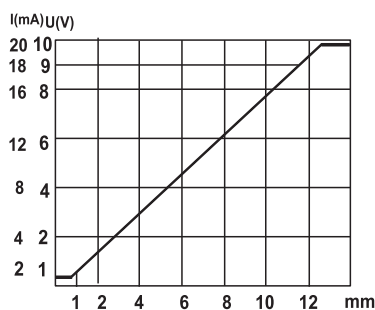
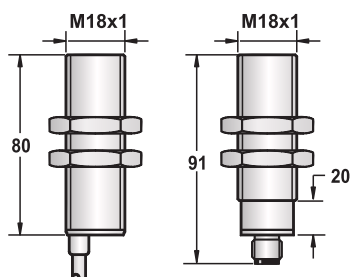
LA18-04V-YAE-TA-H

LA18-10V-ZAE-4A-H

LA18-10V-YAE-TA-H

Product Parameters

Analog M18 Series



Size category	M18	M18
● Shielded ○ Non-shielded	●	○
Sn: mm	1-12 mm	1-7 mm
Shell material	Nickel-plated brass	Nickel-plated brass
● LED display ○ No LED display	○	○
Operating voltage	18-30VDC	18-30VDC
Maximum allowable ripple voltage	<10%	<10%
No-load current	15mA	15mA
Output voltage/load resistance	0-10VDC/≥4.7KΩ	0-10VDC/≥4.7KΩ
Output current/load resistance	0-20mA/200Ω	0-20mA/200Ω
Linearity	<10%(Sr)	<10%(Sr)
Repeat accuracy	0.02mm	0.02mm
Operating temperature	-25°C ~ +70°C	-25°C ~ +70°C
Temperature drift	<5%(Sr)	<5%(Sr)
Short circuit protection	No	No
Reverse polarity protection	Yes	Yes
Protection level	IP67	IP67
Output signal	PNP-ANALOG	PNP-ANALOG
Maximum switching frequency	500Hz	500Hz
Delay	-	-
EMC	RFI>3V/m / EFT>1KV / ESD>4KV (contact)	RFI>3V/m / EFT>1KV / ESD>4KV (contact)
Shock/vibration	IEC 60947-5-2,Part 7.4.1 / IEC 60947-5-2,Part 7.4.2	IEC 60947-5-2,Part 7.4.1 / IEC 60947-5-2,Part 7.4.2
Sensing surface material	PBT	PBT
Connection method	2m oil-proof PVC cable 5.0Φ 4x0.34 M12 connector	2m oil-proof PVC cable 5.0Φ 4x0.34 M12 connector

Product model:

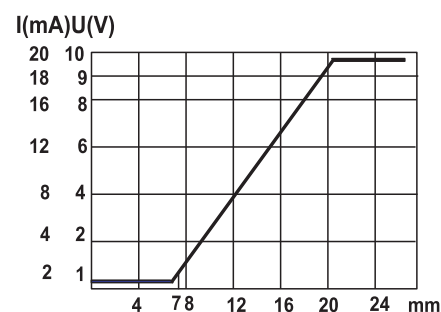
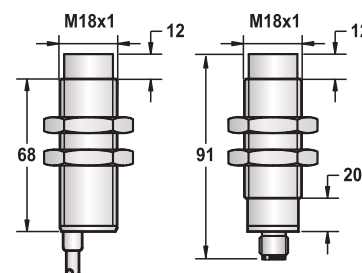
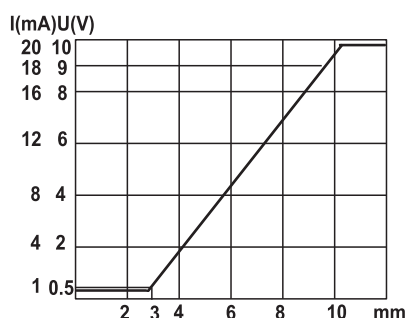
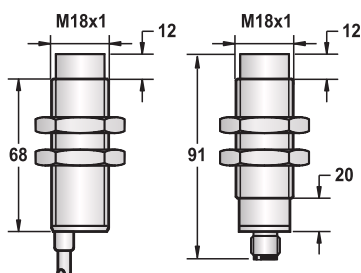
Inductive current output

Inductive voltage output

Inductive voltage & current dual output LA18-12V-ZAE-4A-H | LA18-12V-YAE-TA-H LA18-07V-ZBE-4A-H | LA18-07V-YBE-TA-H

Product Parameters

Analog M18 Series



Size category

M18

M18

● Shielded ○ Non-shielded

●

○

Sn: mm

3-10 mm

7-20 mm

Shell material

Nickel-plated brass

Nickel-plated brass

● LED display ○ No LED display

○

○

Operating voltage

18-30VDC

18-30VDC

Maximum allowable ripple voltage

<10%

<10%

No-load current

15mA

15mA

Output voltage/load resistance

0-10VDC/≥4.7KΩ

0-10VDC/≥4.7KΩ

Output current/load resistance

0-20mA/200Ω

0-20mA/200Ω

Linearity

<10%(Sr)

<10%(Sr)

Repeat accuracy

0.02mm

0.02mm

Operating temperature

-25°C ~ +70°C

-25°C ~ +70°C

Temperature drift

<5%(Sr)

<5%(Sr)

Short circuit protection

No

No

Reverse polarity protection

Yes

Yes

Protection level

IP67

IP67

Output signal

PNP-ANALOG

PNP-ANALOG

Maximum switching frequency

500Hz

500Hz

Delay

-

-

EMC

RFI>3V/m / EFT>1KV / ESD>4KV (contact)

RFI>3V/m / EFT>1KV / ESD>4KV (contact)

Shock/vibration

IEC 60947-5-2,Part 7.4.1 / IEC 60947-5-2,Part 7.4.2

IEC 60947-5-2,Part 7.4.1 / IEC 60947-5-2,Part 7.4.2

Sensing surface material

PBT

PBT

Connection method

2m oil-proof PVC cable 5.0Φ 4x0.34 | M12 connector

2m oil-proof PVC cable 5.0Φ 4x0.34 | M12 connector

Product model:

Inductive current output

Inductive voltage output

Inductive voltage & current dual output

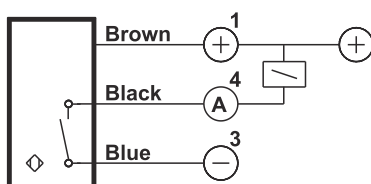
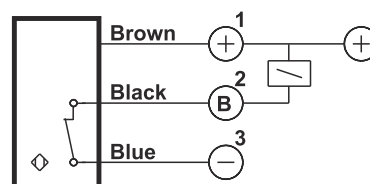
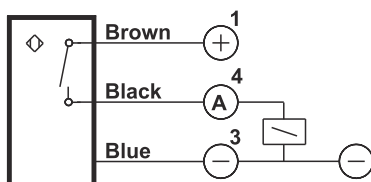
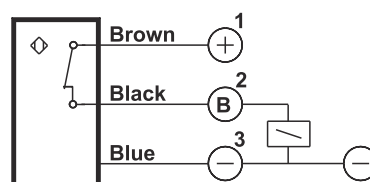
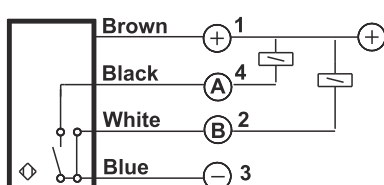
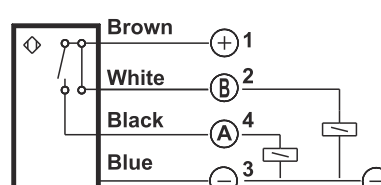
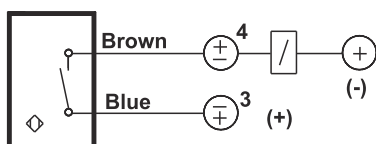
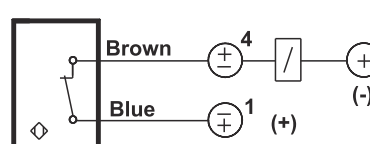
LA18-10V-ZBE-4A-H

LA18-10V-YBE-TA-H

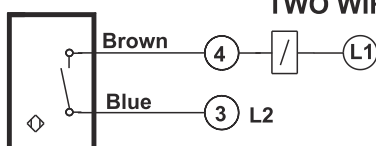
LA18-20V-ZBE-4A-H

LA18-20V-YBE-TA-H

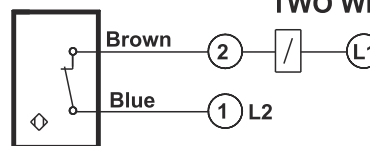
Wiring Diagram

DC NPN NO

DC NPN NC

DC PNP NO

DC PNP NC

DC NPN NO&NC

DC PNP NO&NC

DC 2 wire NO

DC 2 wire NC

Plastic housing

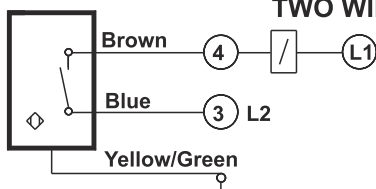
AC/DC 20-250V
or AC 20-250V
TWO WIRE-NO


Plastic housing

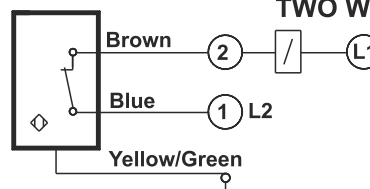
AC/DC 20-250V
or AC 20-250V
TWO WIRE-NC


Metal housing

AC/DC 20-250V
or AC 20-250V
TWO WIRE-NO

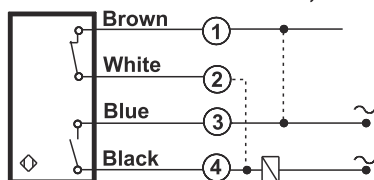

Metal housing

AC/DC 20-250V
or AC 20-250V
TWO WIRE-NC

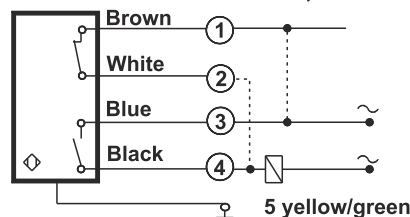


Wiring Diagram

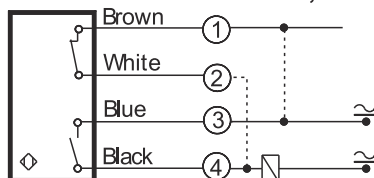
Plastic housing **AC 20-250V**
NO,NC **Changeable**



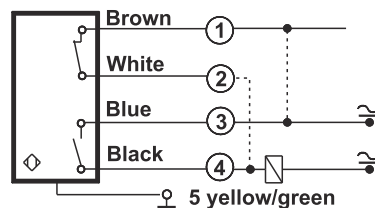
Metal housing **AC 20-250V**
NO,NC **Changeable**



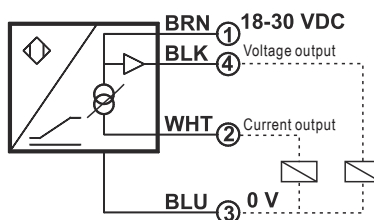
Plastic housing **AC 20-250V**
NO,NC **Changeable**



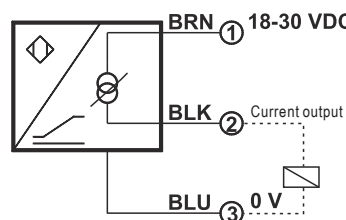
Metal housing **AC 20-250V**
NO,NC **Changeable**



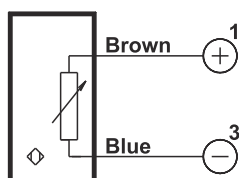
Analog (current + voltage output type)



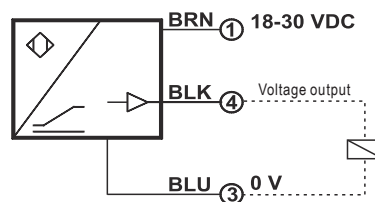
Analog (current output type)



Riot-proof DC 6-12V

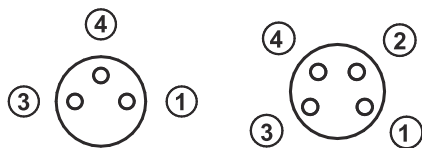


Analog (voltage output type)

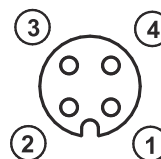


Connector Diagram

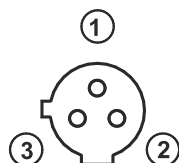
Used for M8 DC
M8



Used for M12 DC
M12



Used for M12 AC
M12



Used for M18 M30 DC or AC

